

















Stages of Infestation & Recommendations

Light Infestation	Moderate Infestation	Heavy Infestation	Decline
			
<p>Few egg sacs on less than half of tree, dense foliage, bright green new growth in most recent spring</p>	<p>More egg sacs covering ½ tree, foliage not as thick as normal, little new growth in most recent spring</p>	<p>Many egg sacs covering most of tree, thinning grayish green foliage, no new growth in most recent spring</p>	<p>Fewer egg sacs, serious defoliation, gray-green color, limb die-back, no new growth</p>
			
<p>Treat with Imidacloprid by soil injection or soil drench. Spring is best, but year-round is OK.</p>	<p>Treat with Imidacloprid by soil injection or soil drench. Can add foliar spray on lower branches.</p>	<p>Treat with Safari by soil injection or basal trunk spray Feb. 1 through Nov. 15.</p>	<p>Treat with Safari by soil injection or basal trunk spray Feb. 1 through Nov. 15.</p>

© 2010 Save Georgia's Hemlocks.

Stages of Infestation & Recommendations

Light Infestation	Moderate Infestation	Heavy Infestation	Decline
			
<p>Few egg sacs on less than half of tree, dense foliage, bright green new growth in most recent spring</p>	<p>More egg sacs covering ½ tree, foliage not as thick as normal, little new growth in most recent spring</p>	<p>Many egg sacs covering most of tree, thinning grayish green foliage, no new growth in most recent spring</p>	<p>Fewer egg sacs, serious defoliation, gray-green color, limb die-back, no new growth</p>
			
<p>Treat with Imidacloprid by soil injection or soil drench. Spring is best, but year-round is OK.</p>	<p>Treat with Imidacloprid by soil injection or soil drench. Can add foliar spray on lower branches.</p>	<p>Treat with Safari by soil injection or basal trunk spray Feb. 1 through Nov. 15.</p>	<p>Treat with Safari by soil injection or basal trunk spray Feb. 1 through Nov. 15.</p>

© 2010 Save Georgia's Hemlocks.



SGH Facilitator Visit Checklist

1. Contact property owner and set up appointment for on-site visit.
2. Meet property owner and present business card, Hemlock Help for Property Owners brochure, and Information for Property Owners handout.
3. Consult with property owner. Inquire about property owner's concerns/goals and provide a brief overview of the kinds of help you and SGH can provide.
4. Inspect trees to determine level of infestation – none, light, medium, moderate, heavy, decline. Show property owner the Quick Reference Infestation Card for comparison purposes.
5. Assess site conditions:
 - Terrain – level, gently sloping, steep, or treacherous
 - Soil composition –loamy, clay, rich in organic matter, sandy, rocky
 - Soil moisture – extremely dry (as in drought condition), dry to normal, or moderate to wet
 - Accessibility of trees, including trees on ledges or high outcroppings
 - Amount of underbrush and how much needs to be cut away
 - Availability of water supply
6. Explain overall approach:
 - Realistic goal – High level of control rather than 100% eradication.
 - Timing – spring is best but should be done as soon as possible.
 - Selection – choose trees to be treated, remove untreated/unwanted trees.
 - What happens if trees go untreated.
7. Explain types of controls and 2 options for getting work done:
 - Controls – cultural, chemical, biological. Property owners should use cultural and chemical controls together.
 - Options – do it yourself or hire a professional
 - Another possibility – charitable service when true need exists and SGH resources permit. Consult SGH board member before offering.
8. Explain types of treatment material:
 - Imidacloprid for lightly to moderately infested trees
 - Dinotefuran for heavily infested or very large (>20") infested trees.
9. Explain application methods: foliar spray, soil injection, soil drench, or basal trunk spray.
10. Help property owner estimate cost:
 - Professional treatment with Imidacloprid \$1.00 – \$4.00 / diameter inch
 - Professional treatment with Dinotefuran \$3.00 – \$9.00 / diameter inch
 - DIY with Imidacloprid \$0.08 – \$0.41 / diameter inch
 - DIY with Dinotefuran \$0.82 to \$3.26 / diameter inch
11. Help property owner choose course of action, set expectations about results, and help them get started with list of sources for treatment products and application equipment, treatment instructions, or list of qualified professionals.
12. Thank property owner for opportunity to help.

Suggestion: Follow up with property owner about 2 weeks later to see how they're doing and offer any additional help needed.



SGH Facilitator Visit Checklist

1. Contact property owner and set up appointment for on-site visit.
2. Meet property owner and present business card, Hemlock Help for Property Owners brochure, and Information for Property Owners handout.
3. Consult with property owner. Inquire about property owner's concerns/goals and provide a brief overview of the kinds of help you and SGH can provide.
4. Inspect trees to determine level of infestation – none, light, medium, moderate, heavy, decline. Show property owner the Quick Reference Infestation Card for comparison purposes.
5. Assess site conditions:
 - Terrain – level, gently sloping, steep, or treacherous
 - Soil composition –loamy, clay, rich in organic matter, sandy, rocky
 - Soil moisture – extremely dry (as in drought condition), dry to normal, or moderate to wet
 - Accessibility of trees, including trees on ledges or high outcroppings
 - Amount of underbrush and how much needs to be cut away
 - Availability of water supply
6. Explain overall approach:
 - Realistic goal – High level of control rather than 100% eradication.
 - Timing – spring is best but should be done as soon as possible.
 - Selection – choose trees to be treated, remove untreated/unwanted trees.
 - What happens if trees go untreated.
7. Explain types of controls and 2 options for getting work done:
 - Controls – cultural, chemical, biological. Property owners should use cultural and chemical controls together.
 - Options – do it yourself or hire a professional
 - Another possibility – charitable service when true need exists and SGH resources permit. Consult SGH board member before offering.
8. Explain types of treatment material:
 - Imidacloprid for lightly to moderately infested trees
 - Dinotefuran for heavily infested or very large (>20") infested trees.
9. Explain application methods: foliar spray, soil injection, soil drench, or basal trunk spray.
10. Help property owner estimate cost:
 - Professional treatment with Imidacloprid \$1.00 – \$4.00 / diameter inch
 - Professional treatment with Dinotefuran \$3.00 – \$9.00 / diameter inch
 - DIY with Imidacloprid \$0.08 – \$0.41 / diameter inch
 - DIY with Dinotefuran \$0.82 to \$3.26 / diameter inch
11. Help property owner choose course of action, set expectations about results, and help them get started with list of sources for treatment products and application equipment, treatment instructions, or list of qualified professionals.
12. Thank property owner for opportunity to help.

Suggestion: Follow up with property owner about 2 weeks later to see how they're doing and offer any additional help needed.